


Reheat Danish Pastries



eikon® e4s

 00:25





This recipe is available for:

- eikon® e2s SP (1000W)
- eikon® e2s HP (2000W)
- eikon® e3
- eikon® e4
- eikon® e4s
- eikon® e1s




Accessories:

e4/e4s Mesh Tray Full Size 32Z4054

P
R
O
F
I
L
E

-  275 °C
-  Ambient
-  1 Piece
-  Prebaked

Stage 1

-  00:25
-  50 %
-  50 %

R
E
C
I
P
E

Ingredients

1-3 pcs Danish Pastries

1. Food Preparation

Place them on the tray.

2. Cooking Instruction

Cook as per oven profile.

3. Food Serving Instruction

Remove the cooked food from the tray and serve.