

## Ham&Cheese Quesadilla



### eikon® e2s

 00:40


This recipe is available for:

- eikon® e3
- eikon® e2s SP (1000W)
- eikon® e2s HP (2000W)
- eikon® e1s




Accessories:

e1s/e2s Non-stick Cooking Liner 32Z4088 (Natural), 32Z4096 (Green)

P  
R  
O  
F  
I  
L  
E

-  275 °C
-  Chilled 4°C
-  1 Piece
-  Partially Cooked

Stage 1

-  00:40
-  40 %
-  100 %

R  
E  
C  
I  
P  
E

#### Ingredients

- |       |                  |
|-------|------------------|
| 2 pcs | Tortilla         |
| 15 ml | Pesto            |
| 1 pcs | Tomato diced     |
| 50 g  | cooked Ham diced |
| 50 g  | Cheese grated    |
| 1 pcs | Herbs            |

#### 1. Food Preparation

Place tortillas side by side. Spread pesto on tortillas. Mix tomatoes, ham and cheese and place on one of the tortillas, cover with the other tortilla. Without ham and more tomatoes for Vegetarian. Place it on the liner.

#### 2. Cooking Instruction

Cook as per oven profile.

#### 3. Food Serving Instruction

Remove the cooked food from the liner and serve garnished with the herb.