


## Tuna Quesadilla



### eikon® e2s

 00:40





This recipe is available for:

- eikon® e2s SP (1000W)
- eikon® e2s HP (2000W)
- eikon® e3
- eikon® e1s




Accessories:

e1s/e2s Non-stick Cooking Liner 32Z4088 (Natural), 32Z4096 (Green)

P  
R  
O  
F  
I  
L  
E

-  275 °C
-  Chilled 4°C
-  1 Piece
-  Partially Cooked

Stage 1

-  00:40
-  40 %
-  100 %

R  
E  
C  
I  
P  
E

#### Ingredients

2	pcs	Tortilla
15	ml	Bell Pepper Relish
0.5	pcs	Red Pepper
60	g	Tuna tined
50	g	Cheese grated
1	pcs	Herbs

#### 1. Food Preparation

Place tortillas side by side. Spread relish on tortillas. Mix diced pepper, tuna and cheese and place on one of the tortillas, cover with the other tortilla. Without tuna and more pepper for Vegetarian. Place it on the liner.

#### 2. Cooking Instruction

Cook as per oven profile.

#### 3. Food Serving Instruction

Remove the cooked food from the liner and serve garnished with the herb.