


Wrap with Tuna 1 pce

eikon® e2s

 00:40






This recipe is available for:

- eikon® e2s SP (1000W)
- eikon® e2s HP (2000W)
- eikon® e3
- eikon® e4
- eikon® e4s
- eikon® e1s




Accessories:

e1s/e2s Full Size Cooking Tray 32Z4080 (Black), 32Z4100 (Red), 32Z4093 (Green), 32Z4101 (Blue)

P
R
O
F
I
L
E

-  275 °C
-  Chilled 4°C
-  1 Piece
-  Partially Cooked

Stage 1

-  00:40
-  30 %
-  100 %

R
E
C
I
P
E

Ingredients

1	pcs	Tortilla
15	ml	Bell Pepper Relish
0.5	pcs	Red Pepper
60	g	Tuna tined
50	g	Cheese grated
1	pcs	Herbs

1. Food Preparation

Mix relish, diced pepper, tuna and cheese and place on tortilla, roll the tortilla into a wrap. Without tuna and more pepper for Vegetarians. Place it on the tray.

2. Cooking Instruction

Cook as per oven profile.

3. Food Serving Instruction

Remove the cooked food from the tray and serve garnished with the herb.