


Wrap with Tuna 2 pcs

eikon® e2s

 01:15



This recipe is available for:

- eikon® e2s SP (1000W)
- eikon® e2s HP (2000W)
- eikon® e3
- eikon® e4
- eikon® e4s
- eikon® e1s




Accessories:

e1s/e2s Full Size Cooking Tray 32Z4080 (Black), 32Z4100 (Red), 32Z4093 (Green), 32Z4101 (Blue)

P
R
O
F
I
L
E

-  275 °C
-  Chilled 4°C
-  2 Pieces
-  Partially Cooked

Stage 1

-  01:15
-  10 %
-  100 %

R
E
C
I
P
E

Ingredients

- | | |
|-------|--------------------|
| 2 pcs | Tortilla |
| 30 ml | Bell Pepper Relish |
| 1 pcs | Red Pepper |
| 120 g | Tuna tined |
| 100 g | Cheese grated |
| 2 pcs | Herbs |

1. Food Preparation

Mix relish, diced pepper, tuna and cheese and place on tortilla, roll the tortilla into a wrap. Without tuna and more pepper for Vegetarians. Place them on the tray.

2. Cooking Instruction

Cook as per oven profile.

3. Food Serving Instruction

Remove the cooked food from the tray and serve garnished with the herb.