


## Wrap with Tuna 2 pcs

### eikon® e2s

 01:00



This recipe is available for:

- eikon® e2s SP (1000W)
- eikon® e2s HP (2000W)
- eikon® e3
- eikon® e4
- eikon® e4s
- eikon® e1s




Accessories:

e1s/e2s Full Size Cooking Tray 32Z4080 (Black), 32Z4100 (Red), 32Z4093 (Green), 32Z4101 (Blue)

P  
R  
O  
F  
I  
L  
E

-  275 °C
-  Chilled 4°C
-  2 Pieces
-  Partially Cooked

Stage 1

-  01:00
-  10 %
-  100 %

R  
E  
C  
I  
P  
E

#### Ingredients

- |       |                    |
|-------|--------------------|
| 2 pcs | Tortilla           |
| 30 ml | Bell Pepper Relish |
| 1 pcs | Red Pepper         |
| 120 g | Tuna tined         |
| 100 g | Cheese grated      |
| 2 pcs | Herbs              |

#### 1. Food Preparation

Mix relish, diced pepper, tuna and cheese and place on tortilla, roll the tortilla into a wrap. Without tuna and more pepper for Vegetarians. Place them on the tray.

#### 2. Cooking Instruction

Cook as per oven profile.

#### 3. Food Serving Instruction

Remove the cooked food from the tray and serve garnished with the herb.