


## Cinnamon Rolls 4 pcs



**eikon® e2s**

 01:30





This recipe is available for:

- eikon® e2s HP (2000W)




Accessories:

e1s/e2s Full Size Cooking Tray 32Z4080 (Black),  
32Z4100 (Red), 32Z4093 (Green), 32Z4101 (Blue)

P  
R  
O  
F  
I  
L  
E

-  275 °C
-  Chilled 4°C
-  1 Tin
-  From Scratch

Stage 1

-  01:30
-  40 %
-  50 %

R  
E  
C  
I  
P  
E

### Ingredients

4 pcs Cinnamon Roll dough

### 1. Food Preparation

Unroll dough from the tin and cut in 4 equal pieces. Place them on the tray.

### 2. Cooking Instruction

Cook as per oven profile.

### 3. Food Serving Instruction

Remove the cooked food from the tray and serve.