



## Fried Eggs



**eikon® e2s**

 01:05





This recipe is available for:

- eikon® e1s
- eikon® e2s HP (2000W)

Accessories:




4x Non-stick Mould 32Z4113

P  
R  
O  
F  
I  
L  
E

-  275 °C
-  Chilled 4°C
-  4 Pieces
-  From Raw




### Stage 1

Preheat the Mould

-  00:30
-  100 %
-  0 %

### Stage 2

Add the Oil and Eggs

-  00:35
-  10 %
-  75 %

R  
E  
C  
I  
P  
E

### Ingredients

- 4 pcs Eggs Size Large
- 20 ml Oil

### 1. Food Preparation

Fill the oil into the mould. Place the eggs in the oil.

### 2. Cooking Instruction

Preheat the mould as per oven profile. After Step 1 add the oil and eggs and continue to cook as per oven profile.

### 3. Food Serving Instruction

Remove the cooked food from the mould and serve.