


## Reheat Konigu Amann



**eikon® e1s**

 00:10

This recipe is available for:

- eikon® e1s




Accessories:

e1s/e2s Full Size Cooking Tray 32Z4080 (Black), 32Z4100 (Red), 32Z4093 (Green), 32Z4101 (Blue)

P  
R  
O  
F  
I  
L  
E

-  260 °C
-  Ambient
-  1 Piece
-  Prebaked

Stage 1

-  00:10
-  10 %
-  100 %

R  
E  
C  
I  
P  
E

### Ingredients

1 pcs Reheat Konigu Amann

### 1. Food Preparation

Place it on the tray.

### 2. Cooking Instruction

Cook as per oven profile.

### 3. Food Serving Instruction

Remove the cooked food from the tray and serve.