


Ham&Cheese Croissant

eikon® e1s

 00:20





This recipe is available for:

- eikon® e1s




Accessories:

e1s/e2s Full Size Cooking Tray 32Z4080 (Black), 32Z4100 (Red), 32Z4093 (Green), 32Z4101 (Blue)

P
R
O
F
I
L
E

-  260 °C
-  Chilled 4°C
-  1 Piece
-  Partially Cooked

Stage 1

-  00:20
-  50 %
-  100 %

R
E
C
I
P
E

Ingredients

- | | |
|---------|------------|
| 1 pcs | Croissant |
| 2 slice | Ham cooked |
| 2 slice | Cheese |

1. Food Preparation

Cut the Croissant half way through and fill it with the ham and cheese. Place it on the tray.

2. Cooking Instruction

Cook as per oven profile.

3. Food Serving Instruction

Remove the cooked food from the tray and serve.