


## Pretzel Sandwich



**eikon® e1s**

 00:30

This recipe is available for:

- eikon® e1s




Accessories:

e1s/e2s Full Size Cooking Tray 32Z4080 (Black), 32Z4100 (Red), 32Z4093 (Green), 32Z4101 (Blue)

P  
R  
O  
F  
I  
L  
E

-  260 °C
-  Chilled 4°C
-  1 Piece
-  Partially Cooked

Stage 1

-  00:30
-  100 %
-  100 %

R  
E  
C  
I  
P  
E

### Ingredients

- |    |       |                 |
|----|-------|-----------------|
| 1  | pcs   | Pretzel         |
| 60 | g     | Ham cooked      |
| 30 | g     | Gouda in slices |
| 3  | slice | Tomato          |
| 10 | g     | green Sprouts   |

### 1. Food Preparation

Cut the bread half way through and fill it with the ham and cheese. Place it on the tray.

### 2. Cooking Instruction

Cook as per oven profile.

### 3. Food Serving Instruction

Remove the cooked food from the tray and serve. Place the tomato slices and the sprouts into the sandwich.