


## Reheat Chicken Hariyali Kebab



**eikon® e1s**

 02:30




This recipe is available for:

- eikon® e1s
- eikon® e2s HP (2000W)




Accessories:

e1s/e2s Full Size Cooking Tray 32Z4080 (Black),  
32Z4100 (Red), 32Z4093 (Green), 32Z4101 (Blue)

P  
R  
O  
F  
I  
L  
E

-  260 °C
-  Frozen -18°C
-  1 Portion
-  Partially Grilled

Stage 1

-  02:30
-  100 %
-  100 %

R  
E  
C  
I  
P  
E

### Ingredients

- 6 pcs Chicken Hariyali Kebab
- 10 ml Oil

### 1. Food Preparation

Brush with oil and place them on the tray.

### 2. Cooking Instruction

Cook as per oven profile.

### 3. Food Serving Instruction

Remove the cooked food from the tray and serve.